

TOTO®

CST764SG/CST764S Vespin, 1.6 GPF Toilet, Elongated




CST764SG - Vespin Toilet with SS114 - SoftClose Seat




G-Max Technology: Quiet, powerful, commercial grade flushing performance.



UniFit Rough-in: Easy to install, 10", 12" and 14" rough-in's available.



Choose a SoftClose toilet seat or upgrade to a Zoë Washlet or Warmlet.



Standard 2" flush valve Wide 3" flush valve

Fast Flush: New, wider 3" flush valve is 125% larger than conventional 2" flush valves.

- Contemporary design, close coupled toilet.
- Skirted styling with concealed trapway for easy cleaning.
- Unifit Rough-in
- SanaGloss Technology: super smooth, ion barrier glazing for a clean toilet bowl
- G-Max Technology
- Powerful, quiet flush every time
- Large water surface

High profile close coupled toilet with 12" UniFit rough-in. Low consumption (6 Lpf/1.6 Gpf) siphon jet flushing action.

Tank cover, fittings, chrome trip lever, vitreous china mounting covers, less seat.

■ CST764SG

Elongated, less seat. 12" UniFit rough-in. SanaGloss Glazing. Available Colors: #01, #11, #12, #03.

■ CST764S

Elongated toilet, less seat. 12" UniFit rough-in. Less SanaGloss Glazing. Available colors: #04, #51.

□ CT764SG

Elongated front bowl only, 12" UniFit rough-in. SanaGloss Glazing. Available Colors: #01, #11, #12, #03.

□ CT764S

Elongated front bowl only, 12" UniFit rough-in. Less SanaGloss Glazing. Available colors: #04, #51.

□ ST707S

Tank and cover only. Complete with tank trim & coupling components.

□ TSU01W.10

10" UniFit rough-in: Optional.

□ TSU01W.12

12" UniFit rough-in: Supplied.

□ TSU01W.14

14" UniFit rough-in: Optional.

Colors:

Standard #01 Cotton

Optional See price book for additional colors

Trip Lever:

Standard Chrome

Optional See price book for additional finishes

Augusta Decorative Collection

CST764SG/CST764S

Vespin, 1.6 GPF Toilet, Elongated

■ PERFORMANCE

The TOTO G-Max low consumption toilet received high ratings during ANSI/ASME testing at independent laboratories. Designed with a powerful siphon jet flushing action, the bowl offers a large water surface and a 100% glazed trapway.

■ SPECIFICATIONS

Water Use: 6Lpf/1.6 Gpf
 Flush System: Gravity Feed
 (G-Max System)

Min. Water Pressure:

8 psi

Water Surface: 10-1/4" x 8-1/4"

Trap Diameter.: 2-1/16"

Rough-in: 12" (10" and 14" optional)

Trap Seal: 2-1/2"

Trip Lever: Chrome

Warranty: Five Year Limited Warranty

Material: Tank & Bowl: Vitreous China
 UniFit Rough-in: PVC

Shipping Weight: **CT764SG/CT764S** - Bowl 75 lbs.
ST707S - Tank 34 lbs.

Shipping Dimensions:

CT764SG/CT764S - Bowl

30-1/8"L x 16-3/4"W x 22"H

ST707S - Tank

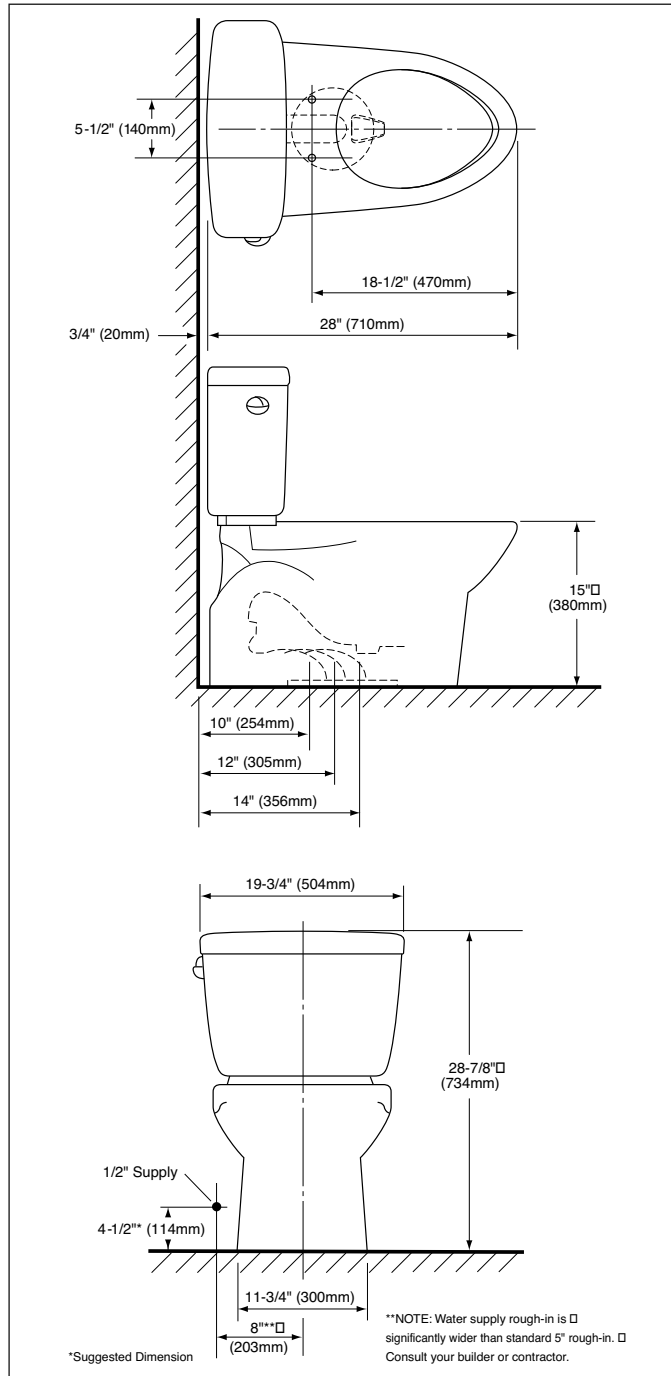
20-1/8"L x 8-1/4"W x 15-1/2"H

Fixture dimensions and hydraulic performance meet or exceed ANSI/ASME standard A112.19.2M and CAN/CSA B 45 requirements.

Listing / Approvals: IAPMO/UPC, CSA, City of Los Angeles, State of Massachusetts, and others.

These dimensions and specifications are subject to change without notice.

U.S. Patent: 5,819,326
 5,983,413 and pending
 6,108,826



CST764SG/CST764S - Vespin Toilet

TOTO®

TOTO U.S.A., INC. • 1155 Southern Road, Morrow, GA 30260
 Tel. (770) 282-8686 • Fax. (770) 282-8701 • www.totousa.com

Printed in U.S.A. © TOTO LTD. 2/01

Printed on recycled paper ♻️

REV 2/01